

The information contained in this drawing is the sole property of CWS Coil Winding Specialist. Any reproduction in part or whole without written permission of CWS Coil Winding Specialist is prohibited.

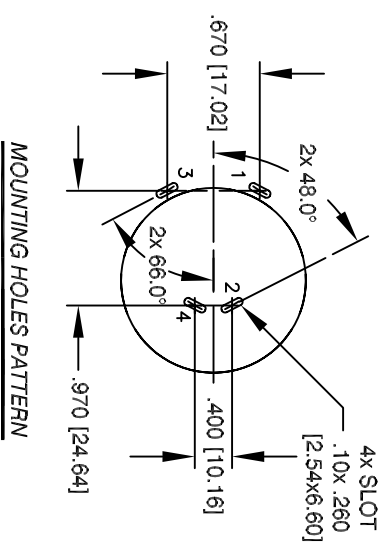
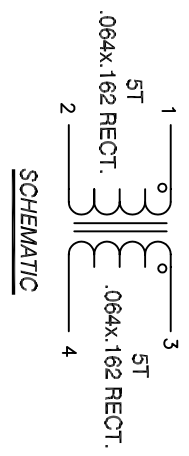
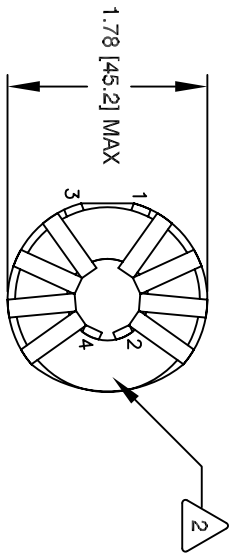
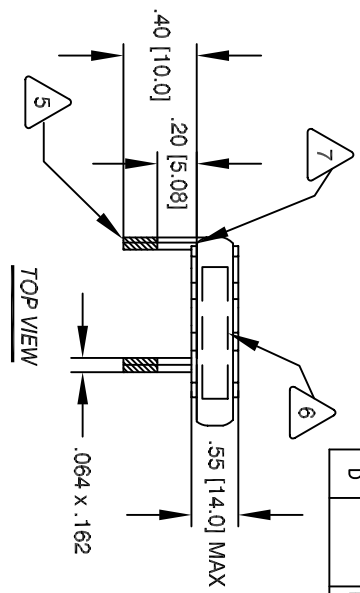
REVISION HISTORY		SIGN & DATE				
REV	ECN	DESCRIPTION	BY	DATE	CHK	DATE
C		PRODUCTION RELEASE	TKK	1/20/05	JLJU	1/20/05
D		REVISE DIMENSION	CT	12/10/08	KLC	12/10/08

- 8 BUILD TO ROHS COMPLIANCE AND LEAD FREE
- 7 BOTTOM OF CORE TO START OF TINNING
5.08 MM DIMENSION MEASURED FROM
- 6 WHERE SHOWN, USING A PERMANENT MARKING METHOD
MARK PART NUMBER AND REVISION IN APPROX
WRAP INDUCTOR WITH TAPE, (PER NOTE 2)

- 5 TO THE CORE
MUST REST FLAT ON PCB. LEADS MUST BE TANGENT
FLUSH WITH THE COIL EDGE, AS SHOWN (I.E. COIL
REMOVE INSULATION AND TIN LEADS APPROX. 0.2 INCH
- 4 CORE AND EVENLY SPACED
WIND 5 TURNS, .064x .162 RECT. SINGLE LAYER ON EACH SIDE OF
CONSTRUCTION:

- 3 TO INSURE INTERGRITY OF WINDING SEPARATION
HI-POT TEST FOR INTERWINDING ISOLATION = 250VDC
POWER LOSS = 4.3 W MAX. @ 60A/COIL
DCR = 0.6 MOHMS MAX./COIL, MEASURED USING QUADTECH 2200
L = 82.5 uH MIN/COIL, 110 uH NOM/COIL (1 KHZ, 1Vrms)
SPECIFICATIONS @ 25 °C:

- 2 APPROVED PART
OUTER WRAP: 3M #11 OR #69 OR OTHER CWS
WIRE: UL RECOGNIZED CLASS 200°C RATED MAGNET WIRE
CWS BYTEMARK OR OTHER APPROVED PART
CORE: COATED FERRITE TOROID, HIGH PERM MNZN
 - 1 CLASS B (130°C) REQUIRED
MATERIAL: UL RECOGNIZED 94V-0 FOR FLAMMABILITY
- NOTES: UNLESS OTHERWISE SPECIFIED, READ FROM BOTTOM UP.



QTY	CODE IDENT	MFG. P/N	DESCRIPTION	ITEM NO.
			PARTS LIST	
	AUTOCAD SOLIDWORKS		CWS Coil Winding Specialist 353 W. GROVE AVE. ORANGE, CA 92865	
	DATE			
	TKK	1/20/05		
	JLJU	1/20/05		
	KSUM	1/20/05		
	JLJU	1/20/05		
	SCALE	1 = 1		
	SHEET	1	OF	1

DRAWN	DATE	TITLE	SIZE	REV
TKK	1/20/05	Inductor Common Mode 110uH 60A	DWG. NO.	D
JLJU	1/20/05		C-36A29-07	
KSUM	1/20/05			
JLJU	1/20/05			